




INSET MAP 10 FLEET


 Settlement & Inset Map Boundary

 Proposal Area

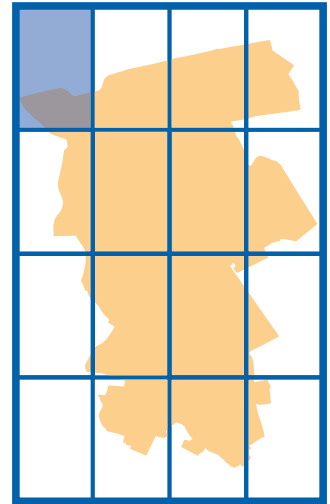
 Town Centre Inset Map

 Junction Improvement

 Road Improvement

 Site of Special Scientific Interest (SSSI)

Proposals which apply within the settlement boundary: **URB 1-24**



**BACK TO
LOCATOR MAP**